



23 March 2022

To: Users of The Broker's Workstation and/or The Underwriter's Workstation

Dear Valued Client:

Re: The Broker's Workstation and The Underwriter's Workstation – Important Releases and Changes

Custom Software Solutions Inc. (CSSI) is pleased to announce the release of the following enhancements and new features to **The Broker's Workstation (TBW)** and **The Underwriter's Workstation (TUW)**:

Contents

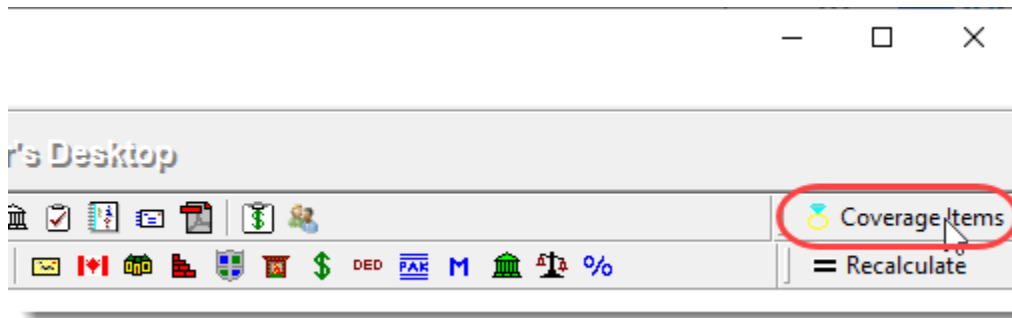
[Flood Endorsement for Red River Mutual \(SK\)](#) – A Flood Endorsement is now available in TBW for Home and Farm Home policies with Red River Mutual, effective April 1, 2022 for new business and July 1, 2022 for renewals.

Flood Endorsement for Red River Mutual (SK)

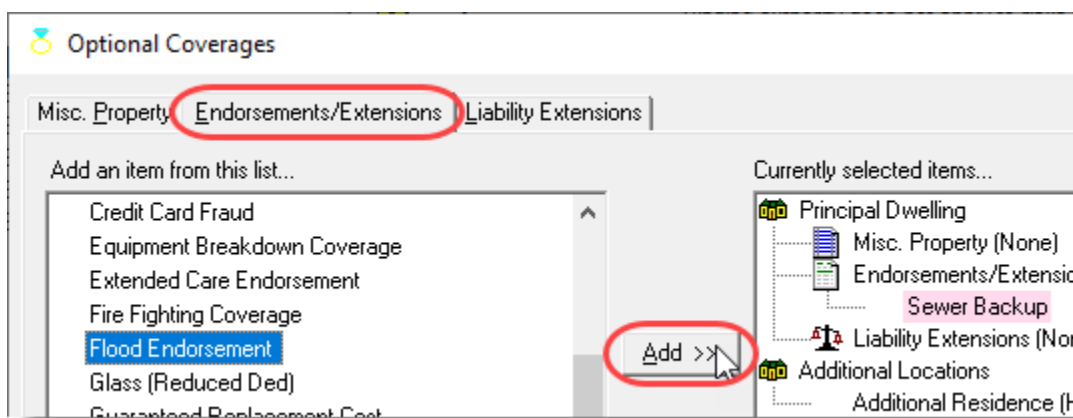
For brokers who do business with Red River Mutual in Saskatchewan, a Flood Endorsement is now available in TBW for Home and Farm Home policies, effective April 1, 2022 for new business and July 1, 2022 for renewals.

Flood premiums are based on client information (including risk address). IntelliQuote will identify the applicable flood zone and coverages available. The flood zone, which will automatically be included in premium calculation, will be displayed in the IQ.

To add a flood endorsement to the Primary Item in a new or existing IQ, click the **Coverage Items** button on the IQ toolbar.



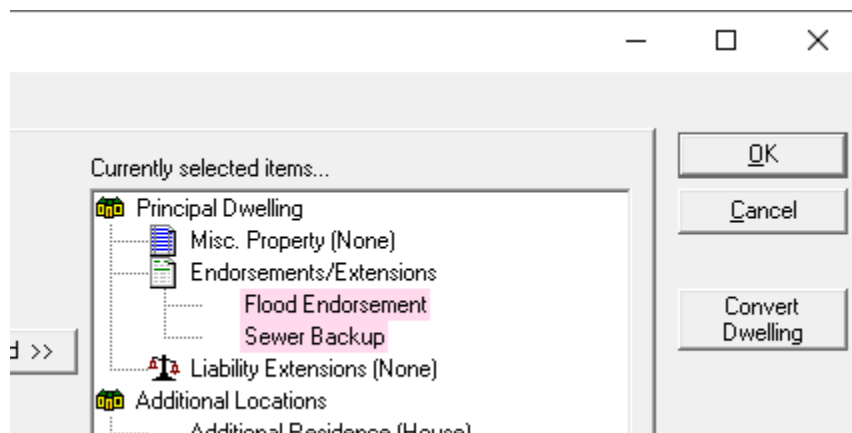
In Optional Coverages, select **Flood Endorsement** on the Endorsements/Extensions tab and click the **Add** button.



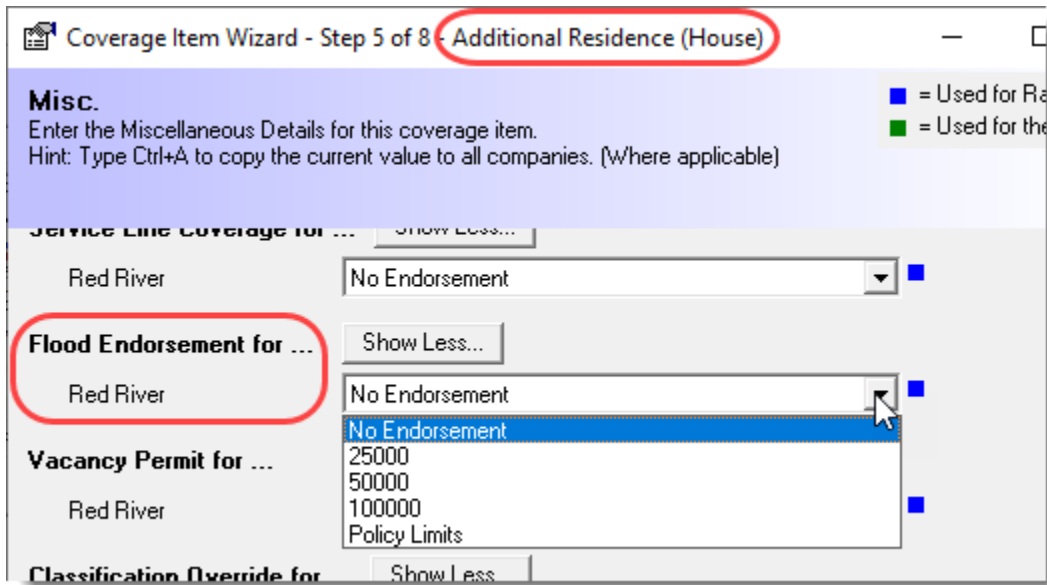
Enter applicable details in the **Coverage Item Wizard**. Click **Finish** when all details have been entered.

Please note: When the Flood Endorsement is added for a dwelling, the Sewer Backup endorsement is also required. If Sewer Backup hasn't already been added, please repeat these steps to add it to the IQ.

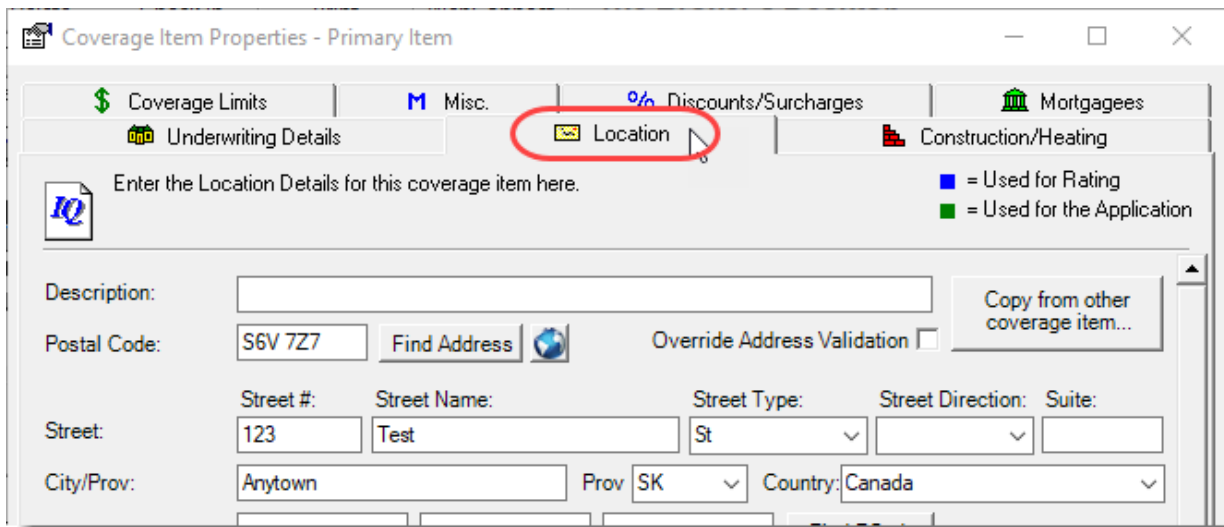
The endorsements will display in the **Currently selected items** list in the Optional Coverages window.



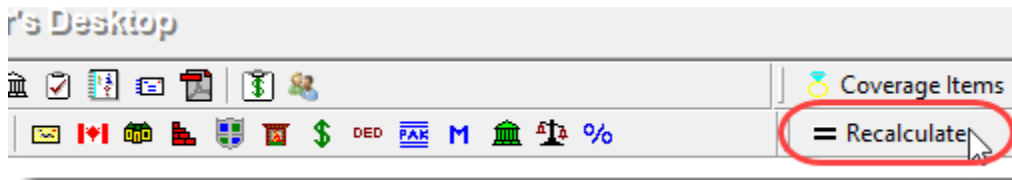
A flood endorsement can also be added for applicable Additional Residences in the **Misc.** step/tab in Coverage Item Properties.



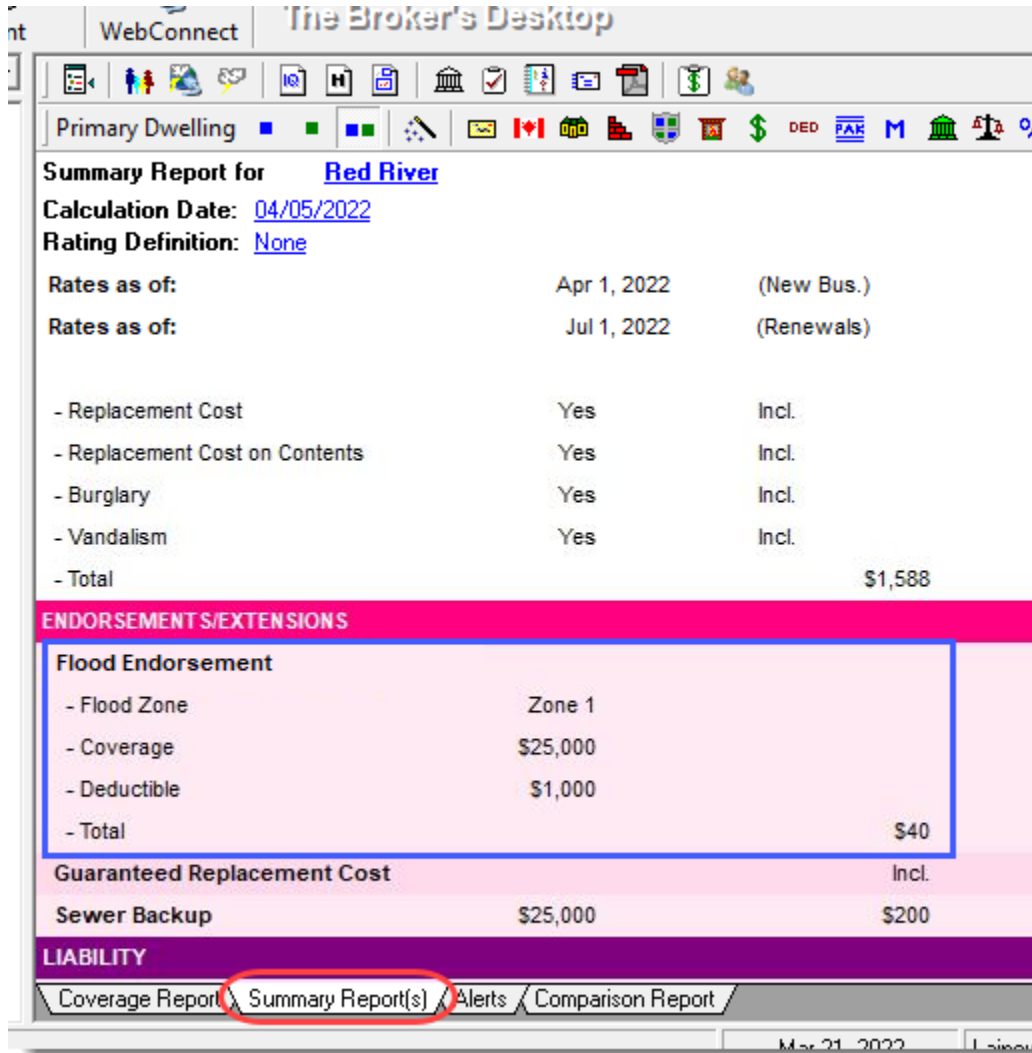
When adding a flood endorsement, please confirm the full risk address for the applicable dwelling has been entered correctly on the **Location** tab in Coverage Item Properties. Input of the full risk address will ensure the web service call will return accurate information for rating.



After completing the IQ, click the **Recalculate** button on the IQ toolbar. Red River Mutual's web service will automatically be called whenever you click the Recalculate button for a Home or Farm Home IQ with a flood endorsement.



The flood zone, which will automatically be included in premium calculation, will be displayed on the **Summary Report** tab.



If the web service call is unsuccessful, an Alert will display to advise you to contact the Underwriter for a premium to quote.

[Return to Contents](#)

Please share this information with the appropriate TBW and TUW users in your office(s). Once you have reviewed this document, if you have any questions regarding these features or need further assistance in their usage, please contact our Client Services Team at clientservices@cssionline.com (email) or 1-888-291-3588 (toll-free telephone).

Thank you for using The Broker's Workstation and The Underwriter's Workstation.

Yours sincerely,

Custom Software Solutions Inc.



To unsubscribe from our email notifications and updates, please contact us at info@cssionline.com or reply to this email.

Connect with us on [Facebook](#) and [Twitter](#) for product updates and other news!