



19 April 2013

**To: Users of The Broker's Workstation and/or The Underwriter's Workstation**

Dear Valued Client:

**Re: The Broker's Workstation and The Underwriter's Workstation –  
Important Releases and Changes**

Custom Software Solutions Inc. (CSSI) is pleased to announce the release of the following enhancements and features to **The Broker's Workstation (TBW)** and **The Underwriter's Workstation (TUW)**:

***Contents***

---

1. [Golf Cart Liability required on Habitational and Farm Policies for Wawanesa \(Manitoba and Saskatchewan\)](#) – Every Wawanesa habitational or farm policy effective June 1, 2013 or later requires the addition of Golf Cart Liability coverage.

**1. Golf Cart Liability required on Wawanesa Habitational and Farm Policies (Manitoba and Saskatchewan)**

Effective June 1, 2013 or later, every Wawanesa habitational or farm policy with Liability coverage requires the addition of Golf Cart Liability. This is applicable whether or not a golf cart has been added to the policy.

Wawanesa will be adding Golf Cart Liability automatically at renewal time to all applicable downloads. However, when you create a new Wawanesa IntelliQuote/Application or create a change request for an existing policy with Wawanesa, you will be prompted to add Golf Cart

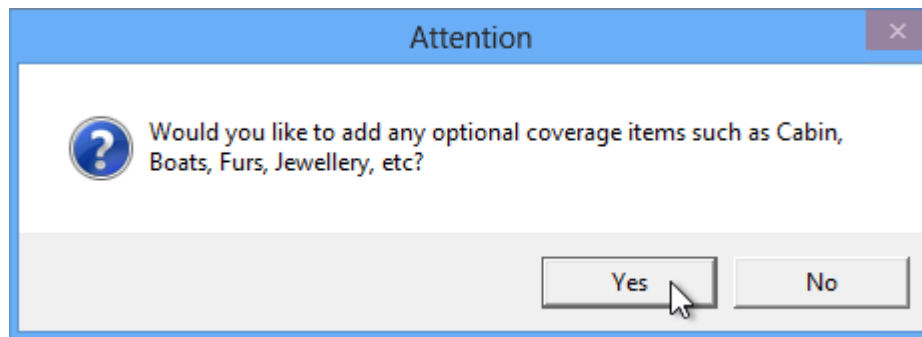
Liability, and no calculation will be performed until this addition has been made. Details will be provided on the **Alerts** tab (see Figure 1.1).

(Figure 1.1)



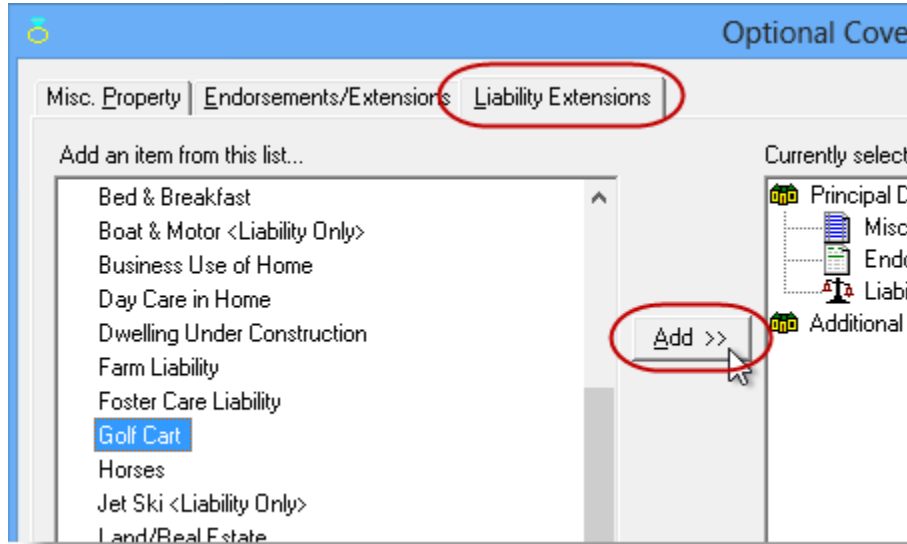
To add Golf Cart Liability to a new IntelliQuote for Wawanesa, create the IntelliQuote in the usual manner. Once IntelliQuote details have been entered with the help of the Coverage Item Wizard, click **Yes** in the **Attention** box that appears (see Figure 1.2).

(Figure 1.2)



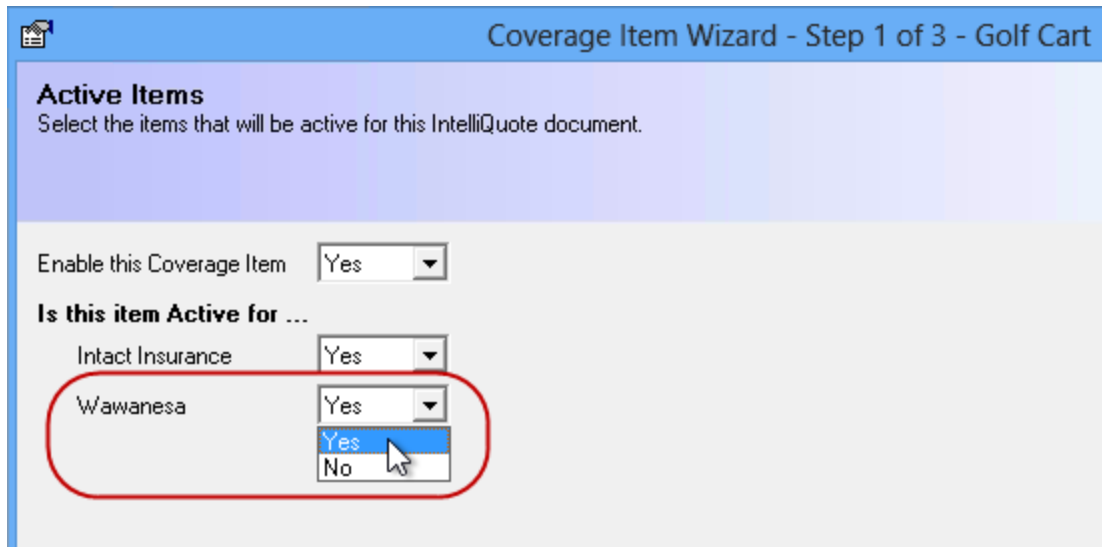
In the **Optional Coverages** dialog on the **Liability Extensions** tab, select **Golf Cart** and click the **Add** button (see Figure 1.3).

(Figure 1.3)



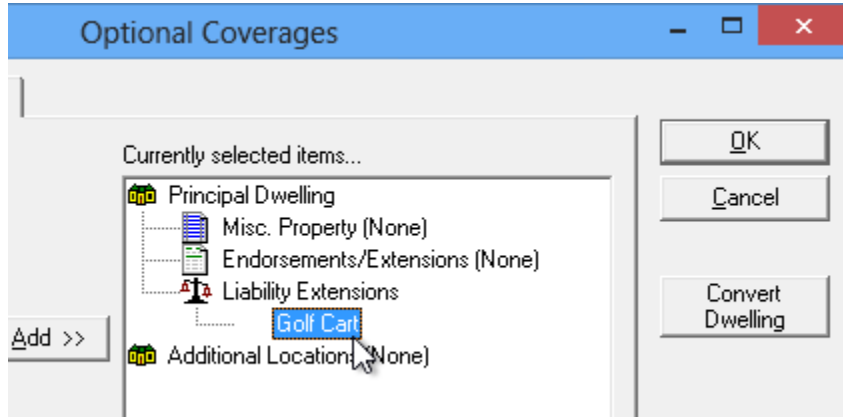
In the **Coverage Item Wizard**, ensure the coverage item is enabled for Wawanesa (see Figure 1.4).

(Figure 1.4)



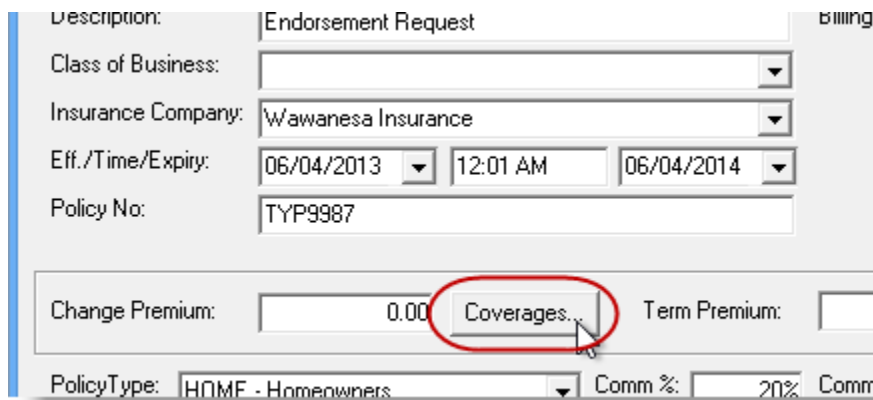
Add additional details as required with the help of the Wizard, and then click **Finish**. The Golf Cart Liability Extension will display in the Optional Coverages list (see Figure 1.5). Complete the IntelliQuote and Application in the usual manner.

(Figure 1.5)



To add Golf Cart Liability when creating a change request for an existing policy with Wawanesa, create the Change Request in the usual manner. In the Request dialog, click the **Coverages** button (see Figure 1.6).

(Figure 1.6)



Make additional changes as required and, when the **Optional Coverages** window displays, select the **Liability Extensions** tab and proceed to add **Golf Cart Liability** as described above. Finish the Change Request as usual.

[Return to Contents](#)

Please share this information with the appropriate TBW and TUW users in your office(s). Once you have reviewed this document, if you have any questions regarding these features or need further assistance in their usage, please contact our Client Services Team at [clientservices@cssionline.com](mailto:clientservices@cssionline.com) (email) or 1-888-291-3588 (toll-free telephone).

Thank you for using The Broker's Workstation and The Underwriter's Workstation.

Yours sincerely,

Custom Software Solutions Inc.



**Microsoft** Partner

Gold Independent Software Vendor (ISV)